

Instructions:

1. Software installation *(For the first time using, please complete the software installation and registration) ;*

- Using environment: need to work with smart phones and wireless routers, and routers need to connect to the network;
- Download the "HomeEasy" APP from Google play /App store or scan the QR code as below by smart phone and complete the installation.




Android download locations



Apple download locations

- For the first time to enter the APP, need to scan the following two-dimensional code for configuration.

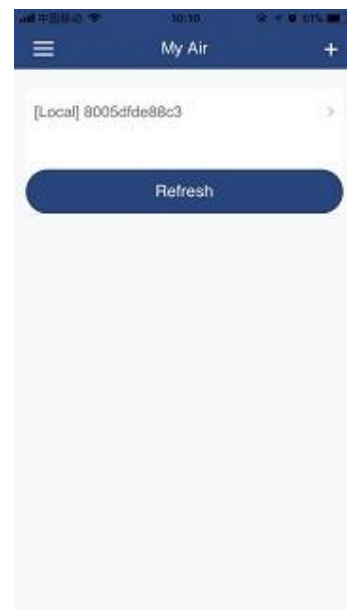


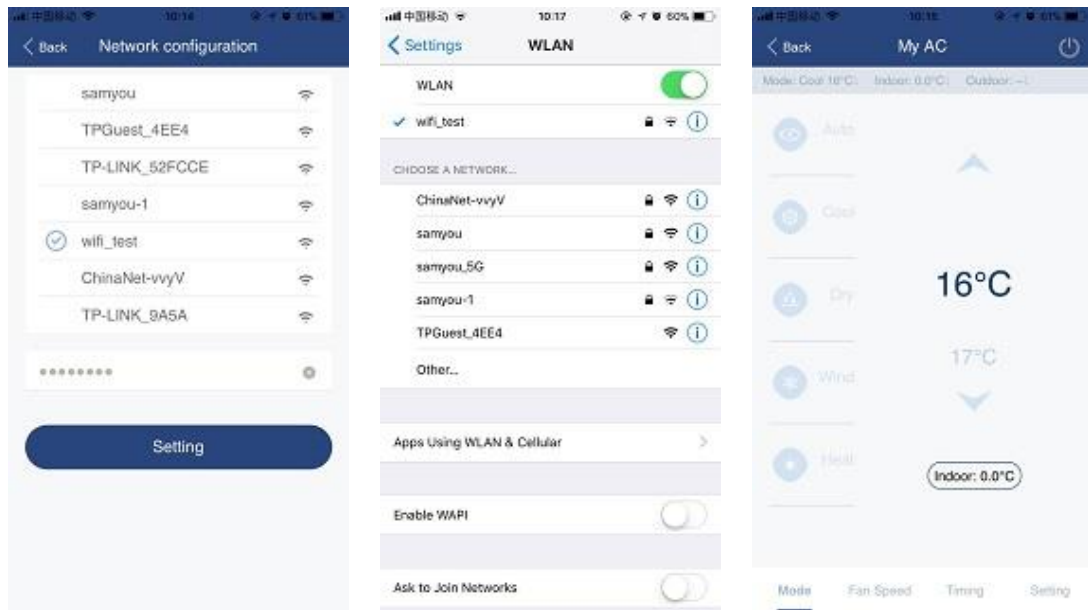
Configuration QR code

2. Connect network

- If the “WIFI” mark didn’ t show on the wired controller when power on, then press the “Function” and “Fan” button at same time for 5s, the wired controller buzzer beep sound, wired controller shows “WIFI” air conditioning enters the Configuration mode.
- Open the mobile WiFi settings, connect the air conditioning, the device default name SMART_XXXX, the default password is 88888888;
- Open the installed APP, click “+” to enter the network configuration page, select the name of the WiFi you want to connect to, and enter the password (for example, wifi_test, 12345678)

- Click on the configuration button for network configuration, after waiting for network to succeed, buzzer sounds 3 times, air conditioning shows O3, indicating that the connection network success;
- Check if the mobile WiFi and air conditioning connection is connected to the same WiFi network configured by the WiFi module. If not connected, please manually connect and return the APP discovery device;
- After connecting successfully, return to APP, click the "Refresh" to find the air conditioning.





3. Notice

- In order to ensure the quality of communication, please place the router in a better signal position;
- If a control exception occurs, go back to the device list, click "Refresh", and verify that the network connection is abnormal;
- Support devices: IOS, 7 and above version phones, Android 4 and above version phones;
- If the phone application upgrade causes the manual to be out of touch with the actual interface, please use the mobile application program interface as the standard.